



***Congratulations !  
1<sup>st</sup> ABMA Congress***



---

# Contents

- History of KABM
- Organization
- Branch Networks
- KFBMA
- Industry Scale
- Buildings
- Turn Over
- Activities
- Photos

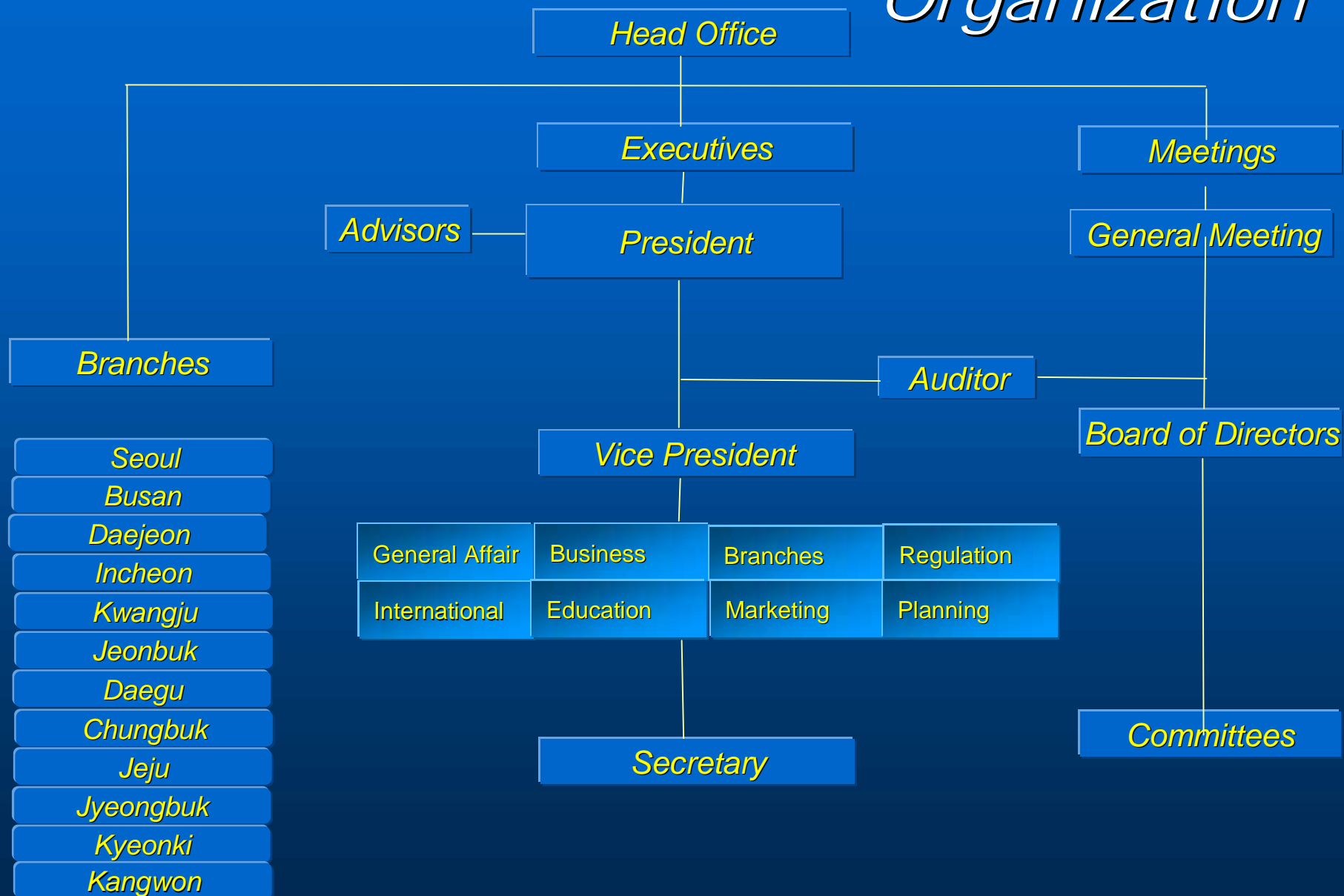


# History

Date	Details	Note
Feb. 09. 1962	Beginning of Building Maintenance Service	USOM B/D
Nov. 10. 1971	Organized Building Maintenance Club	
Sep. 14. 1984	Established KABM	
June. 10. 1988	Korea Japan Building Maintenance Seminar	
June. 13. 1990	Joined WFBSC	
June. 01. 1993	DaeJeon Expo	
May. 06. 1994	10 <sup>th</sup> Anniversary of establishment	
Oct. 16. 2006	16 <sup>th</sup> WFBSC Seoul World Congress	
Oct. 19. 2006	Inauguration of ABMA	

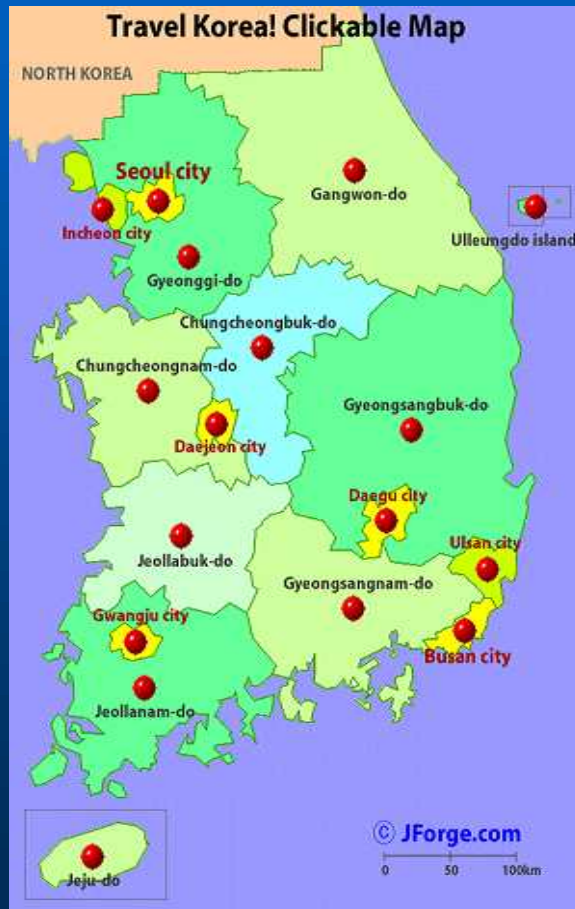


# Introduction of KABM Organization





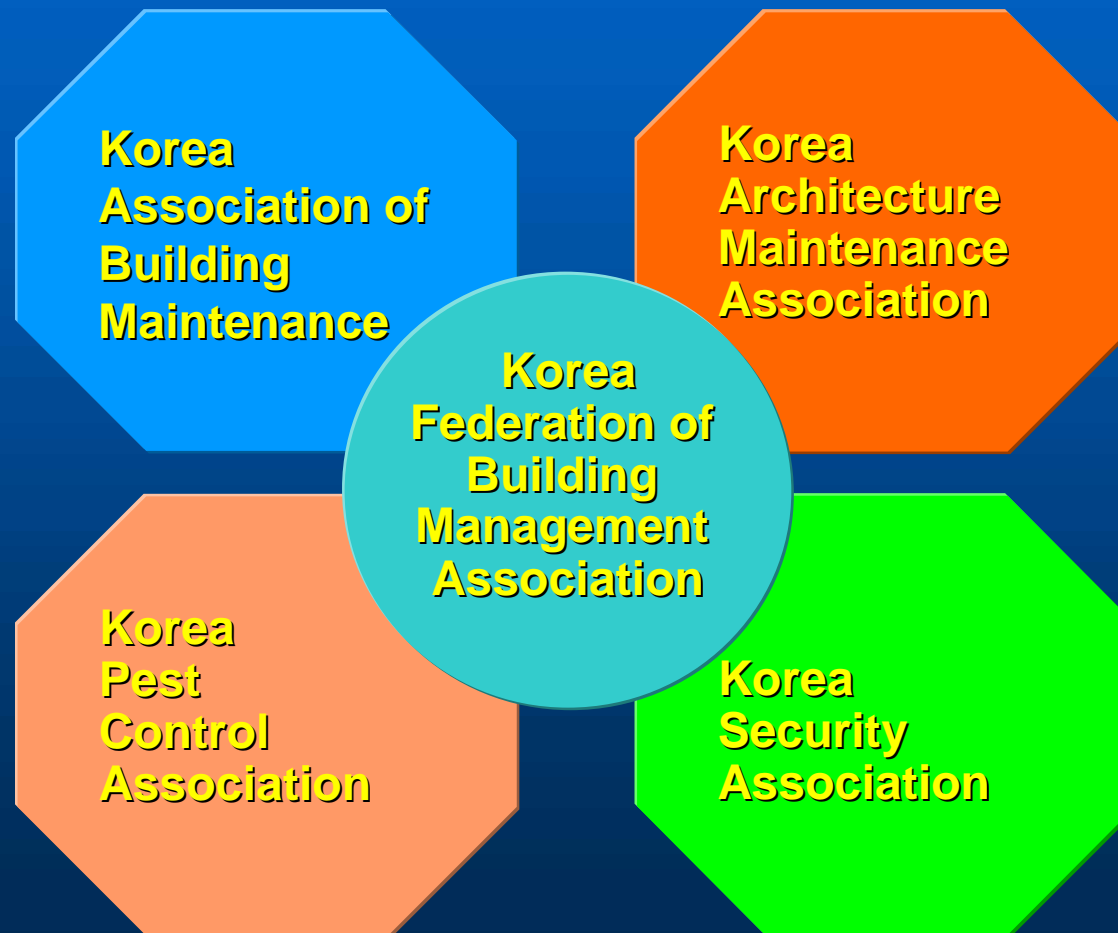
# Branch Networks



Establishment Dates	Branch	Member
1993.09.20	Seoul Branch	155
1987.08.27	Busan.Ulsan.Gyeongnam Branch	65
1988.08.10	Daejeon.Chungnam Branch	22
1990.07.08	Incheon Branch	24
1990.12.31	Gwangju. Jeonnam Branch	17
1990.12.31	Jeonbuk Branch	16
1991.07.24	Daegu Branch	37
1995.02.21	Chungbuk Branch	14
1995.03.20	Jeju Branch	9
1998.03.07	Gyeongbuk Branch	20
1998.07.10	Gyeonggi Branch	56
1998.07.15	Gangwon Branch	19
<b>Total</b>	<b>12 Branch</b>	<b>454</b>



# *KFBMA*





*Industry scale*

Association	Main Business	Firms (Member)	Employee
KABM	Cleaning	7,100 ( 457)	520,000
KAMA	Facilities	3,600 ( 100)	39,000
KSA	Security	2,000 ( 1,800)	282,000
KPCA	Pest Control	2,500 ( 550)	50,000



# Buildings

Item	Over 3,000m <sup>2</sup>	Over 10,000m <sup>2</sup>	Total
House	23	2	25
Apartment	45,156	22,423	67,579
Commercial	14,772	3,808	18,580
Agricultural	953	68	1,021
Industrial	10,927	2,795	13,722
Public	1,473	405	1,878
Cultural	14,080	2,587	16,667
Others	5,203	4,413	9,616
Total	92,587	36,501	129,088

(Data : Ministry of Construction & Transportation 2005.12.31 )



## *Industry Turn Over*

- 1) Year 2000      Won 1,731 billion (U\$1.7 billion)
- 2) Year 2001      Won 3,446 billion (U\$3.5 billion)
- 3) Year 2002      Won 4,585 billion (U\$4.6 billion)
- 4) Year 2003      Won 4,988 billion (U\$5.0 billion)
- 5) Year 2004      Won 5,428 billion (U\$5.4 billion)
- 6) Year 2005      Won 7,632 billion (U\$7.6 billion)

**(Data : The Bank of Korea)**



# *Activities*

1) Obtain and providing upgraded Building Maintenance Technology and Information.

2) Education and Training each level of staff for improving their performance.

3) Guide for staff's welfare.

4) Promote social recognition of the professional building maintenance contractors.

5) Industry Window for the government bodies.



## *Activities*

6) Arbitration of any dispute over professional or industrial problems arising between members.

7) Maintaining all sorts of data, statistics and information for exchange and distribute to the members.

8) Orientation for new firms and inviting them to the Association.

9) Establishment of institution and training center for improving skills, standard and industry practice.

10) Other business for achieving our goals.

---

# Current Issue

- Change of current law (on the try)
  - Strengthening of compulsory training
  - Current : Owner only 4 hours per year
  - Change : including All of superintendents
- Set up the Korean Standard for Service
  - Ministry of Commerce & Energy' plan
  - Strengthening of training to all level
  - Current : contract based on head count
  - Change : based on area, service quality



*Event for the 10<sup>th</sup> anniversary*





*Event for the 10<sup>th</sup> anniversary*





*16<sup>th</sup> WFBSC Seoul Congress*





*ABMA Inauguration Meeting*





# ***THANKS***



***See you again in Korea !***